

Statement Showing Shareholding Pattern


Name of the Company : Shashank Traders Limited		Quarter Ended : 31-03-2014		Shares Pledged or otherwise encumbered					
Category code	Category of Shareholder	Number of Shareholders	Total number of shares	Number of shares held in dematerialized form	Total shareholding as a percentage of number of shares	As a percentage of (A+B)	As a percentage of (A+B+C)	Number of shares	As a percentage
(A)	Shareholding of Promoter and Promoter Group								
1	Indian								
(a)	Individuals/ Hindu Undivided Family	-	-	-	-	-	-	-	-
(b)	Central Government/ State Government(s)	-	-	-	-	-	-	-	-
(c)	Bodies Corporate	1	746000	-	74.75	74.75	74.75	-	-
(d)	Financial Institutions/ Banks	-	-	-	-	-	-	-	-
(e)	Any Others(Specify)	-	-	-	-	-	-	-	-
	Sub Total(A)(1)	1	746000	-	74.75	74.75	74.75	-	-
2	Foreign								
(a)	Individuals (Non-Residents Individuals/ Foreign Individuals)	-	-	-	-	-	-	-	-
(b)	Bodies Corporate	-	-	-	-	-	-	-	-
(c)	Institutions	-	-	-	-	-	-	-	-
(d)	Any Others(Specify)	-	-	-	-	-	-	-	-
	Sub Total(A)(2)	-	-	-	-	-	-	-	-
	Total Shareholding of Promoter and Promoter Group (A)= (A)(1)+(A)(2)	1	746000	-	74.75	74.75	74.75	-	-
(B)	Public shareholding								
1	Institutions								
(a)	Mutual Funds/ UTI	-	-	-	-	-	-	-	-
(b)	Financial Institutions/ Banks	-	-	-	-	-	-	-	-
(c)	Central Government/ State Government(s)	-	-	-	-	-	-	-	-
(d)	Venture Capital Funds	-	-	-	-	-	-	-	-
(e)	Insurance Companies	-	-	-	-	-	-	-	-
(f)	Foreign Institutional Investors	-	-	-	-	-	-	-	-
(g)	Foreign Venture Capital Investors	-	-	-	-	-	-	-	-
(h)	Any Other (specify)	-	-	-	-	-	-	-	-
	Sub-Total (B)(1)	-	-	-	-	-	-	-	-
2	Non-institutions								
(a)	Bodies Corporate	1	10000	-	1.00	1.00	1.00	-	-
(b)	Individuals	272	242000	-	24.25	24.25	24.25	-	-
	Sub-Total (B)(2)	273	252000	-	25.25	25.25	25.25	-	-
(B)	Total Public Shareholding (B)= (B)(1)+(B)(2)	273	252000	-	25.25	25.25	25.25	-	-
	TOTAL (A)+(B)	274	998000	-	100.00	100.00	100.00	-	-
(C)	Shares held by Custodians and against which Depository Receipts have been issued	-	-	-	-	-	-	-	-
	GRAND TOTAL (A)+(B)+(C)	274	9,98,000	-	100	100	100	-	-



Shashank Traders Limited						
Quarter Ended :		31-03-2014				
(I)(b) Statement showing Shareholding of persons belonging to the category "Promoter and Promoter Group"						
Sr. No.	Name of the shareholder	Total shares held		Shares pledged or otherwise encumbered		
		Number of shares	As a % of grand total (A)+(B)+(C)	Number	As a percentage	As a % of grand total (A)+(B)+(C) of sub-clause (I)(a)
1	K. K. Modi Investment and Financial Services Pvt. Ltd.	746000	74.75	-	-	-
	TOTAL	746000	74.75	-	-	-

A handwritten signature is present within a circular stamp. The stamp contains some illegible text, possibly a company name or official designation.


Shashank Traders Limited		31-03-2014	
Quarter Ended :			
(D)(c)	Statement showing Shareholding of persons belonging to the category "Public" and holding more than 1% of the total number of shares		
Sr. No.	Name of the shareholder	Number of shares	Shares as a percentage of total number of shares {i.e., Grand Total (A)+(B)+(C) indicated in Statement at para (D)(a) above}
1	-	-	-
2	-	-	-
3	-	-	-
TOTAL		-	-




Shashank Traders Limited			
Quarter Ended :	31-03-2014		
<u>(I)(d) Statement showing details of locked-in shares</u>			
Sr. No.	Name of the shareholder	Number of locked-in shares	Locked-in shares as a percentage of total number of shares {i.e., Grand Total (A)+(B)+(C) indicated in Statement at para (I)(a) above}
1	-	-	-
2	-	-	-
3	-	-	-
4	-	-	-
5	-	-	-
TOTAL			

58

Shashank Traders Limited			
Quarter Ended :		31-03-2014	
(D)(d)	Statement showing details of locked-in shares		
Sr. No.	Name of the shareholder	Number of locked-in shares	Locked-in shares as a percentage of total number of shares {i.e., Grand Total (A)+(B)+(C) indicated in Statement at para (D)(a) above}
1	-	-	-
2	-	-	-
3	-	-	-
4	-	-	-
5	-	-	-
TOTAL			



Shashank Traders Limited				
Quarter Ended :		31-03-2014		
(11)(b) Statement showing Holding of Depository Receipts (DRs), where underlying shares are in excess of 1% of the total number of shares				
Sr. No.	Name of the DR Holder	Type of outstanding DR (ADRs, GDRs, SDRs, etc.)	Number of shares underlying outstanding DRs	Shares underlying outstanding DRs as a percentage of total number of shares (i.e., Grand Total (A)+(B)+(C) indicated in Statement at para (1)(a) above)
1	-	-	-	-
2	-	-	-	-
3	-	-	-	-
4	-	-	-	-
5	-	-	-	-
TOTAL				



Shashank Traders Limited			
Quarter Ended :		31-03-2014	
<u>Statement showing persons holding more than 1% of the total number of shares</u>			
Sr. No.	Name of the shareholder	Number of shares	Shares as a percentage of total number of shares {i.e., Grand Total (A)+(B)+(C) indicated in Statement at para (I)(a) above}
1	K. K. Modi Investment and Financial Services Pvt. Ltd.	746000	74.75
TOTAL		746000	74.75

