

SHASHANK TRADERS LIMITED

CIN: L52110DL1985PLC021076

Regd. Office: 702- A, ARUNACHAL BUILDING 19, BARAKHAMBA ROAD, CONNAUGHT PLACE, DELHI- 110001

Ph No: 011- 43571041-42, Email id - info@shashankinfo.in

Dated: 20/07/2015

The Manager (Listing),
Delhi Stock Exchange Ltd.,
DSE House,
3/1, Asaf Ali Road,
New Delhi – 110002

Subject : Submission of Shareholding Pattern for the quarter ended 30th June, 2015

Dear Sir,

Please find enclosed herewith the Shareholding Pattern for the quarter ended 30th June, 2015 in the format prescribed under Clause 35 of the Listing Agreement for your kind perusal.

We hope that you will find the above in order.

This is for your information and records please.

Thanking You.

Yours Truly,
For Shashank Traders Limited


Karan Bhatia
Chief Financial Officer

Encl : As Above

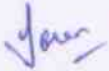
C.C. :

The Manager (Listing),
Calcutta Stock Exchange Limited,
7, Lyons Range,
Kolkatta, West Bengal – 700001

Introductory sub-table (I)(a)

Name of the Company: SHASHANK TRADERS LIMITED			
Scrip Code: 19105 Class of Security: Equity			
Quarter ended: 30.06.2015			
Partly paid-up shares:-	No. of partly paid-up shares	As a % of total no. of partly paid-up shares	As a % of total no. of shares of the company
Held by promoter/promoter group			
Held by public		*****N.A.*****	
Total - D			
Outstanding convertible securities:- No. of outstanding securities		As a % of total no. of outstanding convertible securities	As a % of total no. of shares of the company, assuming full conversion of the convertible securities
Held by promoter/promoter group			
Held by public		*****N.A.*****	
Total - E			
Warrants:-	No. of warrants	As a % of total no. of warrants	As a % of total no. of shares of the company, assuming full conversion of warrants
Held by promoter/promoter group			
Held by public		*****N.A.*****	
Total - F			
Total paid-up capital of the company, assuming full conversion of warrants and convertible securities			

For Shashank Traders Limited

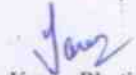

Karan Bhatia
Chief Financial Officer

Statement Showing Shareholding Pattern

Category code	Category of Shareholder	Number of Shareholders	Table (I)(a)		Total shareholding as a percentage of total number of shares		Shares Pledged or otherwise encumbered	
			Total number of shares	Number of shares held in dematerialized form	As a percentage of (A+B)1	As a percentage of (A+B+C)	Number of shares	As a percentage
(I)	(II)	(III)	(IV)	(V)	(VI)	(VII)	(VIII)	(IX)= (VIII)/(IV)*100
(A)	Shareholding of Promoter and							
1	Indian							
(a)	Individuals/Hindu Undivided Family	-	-	-	-	-	-	#DIV/0!
(b)	Central Government/ State Government(s)	-	-	-	-	-	-	-
(c)	Bodies Corporate	1	824,600	824,600	26.65	26.65	-	-
(d)	Financial Institutions/ Banks	-	-	-	-	-	-	-
(e)	Any Others(Specify)	-	-	-	-	-	-	-
	Sub Total(A)(1)	1	824,600	824,600	26.65	26.65	-	-
2	Foreign							
(a)	Individuals (Non-Residents Individuals/ Foreign Individuals)	-	-	-	-	-	-	-
(b)	Bodies Corporate	-	-	-	-	-	-	-
(c)	Institutions	-	-	-	-	-	-	-
(d)	Any Others(Specify)	-	-	-	-	-	-	-
	Sub Total(A)(2)	-	-	-	-	-	-	-
	Total Shareholding of Promoter and Promoter Group (A)= (A)(1)+(A)(2)	1	824,600	824,600	26.65	26.65	-	-
(B)	Public shareholding							
1	Institutions							
(a)	Mutual Funds/ UTI	-	-	-	-	-	-	-
(b)	Financial Institutions/ Banks	-	-	-	-	-	-	-
(c)	Central Government/ State Government(s)	-	-	-	-	-	-	-
(d)	Venture Capital Funds	-	-	-	-	-	-	-
(e)	Insurance Companies	-	-	-	-	-	-	-
(f)	Foreign Institutional Investors	-	-	-	-	-	-	-
(g)	Foreign Venture Capital Investors	-	-	-	-	-	-	-
(h)	Any Other (specify)	-	-	-	-	-	-	-
	Sub-Total (B)(1)	-	-	-	-	-	-	-
B 2	Non-institutions							
(a)	Bodies Corporate	4	1,147,000	1,147,000	37.07	37.07	-	-
(b)	Individuals	-	-	-	-	-	-	-

I	Individuals -i. Individual shareholders holding nominal share capital up to Rs 1 lakh	572	750,500	300	24.26	24.26	-	-
II	ii. Individual shareholders holding nominal share capital in excess of Rs. 1 lakh.	1	371,700	371,700	12.01	12.01	-	-
(c)	Any Other (specify) - Non -Resident Indian	-	-	-	-	-	-	-
	Sub-Total (B)(2)	577	2,269,200	1,519,000	73.35	73.35	-	-
(B)	Total Public Shareholding (B)= (B)(1)+(B)(2)	577	2,269,200	1,519,000	73.35	73.35	-	-
	TOTAL (A)+(B)	578	3,093,800	2,343,600	100.00	100.00	-	-
(C)	Shares held by Custodians and against which Depository Receipts have been issued							
1	Promoter and Promoter Group	-	-	-	-	-	-	-
2	Public	-	-	-	-	-	-	-
	Sub-Total (C)	-	-	-	-	-	-	-
	GRAND TOTAL (A)+(B)+(C)	578	3,093,800	2,343,600	100.00	100.00	-	-

For Shashank Traders Limited



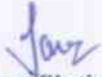
Karan Bhatia
Chief Financial Officer

(1)(b) Statement showing holding of securities (including shares, warrants, convertible securities) of persons belonging to the category "Promoter and Promoter Group"

Sr. No.	Name of the shareholder	Details of Shares held		Encumbered shares (*)			Details of warrants		Details of convertible securities		Total shares (including underlying shares assuming full conversion of warrants and convertible securities) as a % of diluted share capital
		Number of shares held	As a % of grand total (A)+(B)+(C)	No.	As a percentage	As a % of grand total (A)+(B)+(C) of sub-clause (I)(a)	Number of warrants held	As a % total number of warrants of the same class	Number of convertible securities held	As a % total number of convertible securities of the same class	
(I)	(II)	(III)	(IV)	(V)	(VI)=(V)/(III)*100	(VII)	(VIII)	(IX)	(X)	(XI)	(XII)
1	K K Modi Investment and Financial Services Pvt. Ltd.	824600.00	26.65	-	-	-	-	-	-	-	26.65
TOTAL		824600	26.65	-	-	-	-	-	-	-	26.65

(*) The term "encumbrance" has the same meaning as assigned to it in regulation 28(3) of the SAST Regulations, 2011

For Shashank Traders Limited



Karan Bhatia
Chief Financial Officer

(I)(c)(i) Statement showing holding of securities (including shares, warrants, convertible securities) of persons belonging to the category "Public" and holding more than 1% of the total number of shares

Sr. No.	Name of the shareholder	Number of shares held	Shares as a percentage of total number of shares (i.e., Grand Total (A)+(B)+(C) indicated in Statement at para (I)(a) above)	Details of warrants		Details of convertible securities		Total shares (including underlying shares assuming full conversion of warrants and convertible securities) as a % of diluted share capital
				Number of warrants held	As a % total number of warrants of the same class	Number of convertible securities held	% w.r.t total number of convertible securities of the same class	
1	Pataliputra International Limited	372000	12.02	-	-	-	-	12.02
2	K.V. Cements Pvt. Ltd.	372000	12.02	-	-	-	-	12.02
3	Peeyush Kumar Aggarwal	371700	12.01	-	-	-	-	12.01
4	Dhiru Builders and Promoters Pvt. Ltd.	372000	12.02	-	-	-	-	12.02
5	Varaprada Distributors	31000	1	-	-	-	-	1
TOTAL		1518700	49.09	-	-	-	-	49.09

For Shashank Traders Limited


 Karan Bhatia
 Chief Financial Officer

I)(c)(i) Statement showing holding of securities (including shares, warrants, convertible securities) of persons (together with PAC) belonging to the category "Public" and holding more than 5% of the total number of shares of the company

Sr. No	Name(s) of the shareholder(s) and the Persons Acting in Concert (PAC) with them	Number of shares	Shares as a percentage of total number of shares {i.e., Grand Total (A)+(B)+(C) indicated in Statement at para (I)(a) above}	Details of warrants		Details of convertible securities		Total shares (including underlying shares assuming full conversion of warrants and convertible securities) as a % of diluted share capital
				Number of warrants	As a % of total number of warrants of the same class	Number of convertible securities held	% w.r.t total number of convertible securities of the same class	
1	Pataliputra International Limited	372,000.00	12.02	-	-	-	-	12.02
2	K.V. Cements Pvt. Ltd.	372,000.00	12.02					12.02
3	Peeyush Kumar Aggarwal	371,700.00	12.01					12.01
4	Dhiru Builders and Promoters Pvt. Ltd	372,000.00	12.02					12.02
	TOTAL	1,487,700.00	48.09	-	-	-	-	48.09

For Shashank Traders Limited


Karan Bhatia
 Chief Financial Officer

(II)(a) Statement showing details of Depository Receipts (DRs)

Sr. No.	Type of outstanding DR (ADRs, GDRs, SDRs, etc.)	Number of outstanding DRs	Number of shares underlying outstanding DRs	Shares underlying outstanding DRs as a percentage of total number of shares {i.e., Grand Total (A)+(B)+(C) indicated in Statement at para (I)(a) above}
1	N.A.	-	-	-
2	N.A.	-	-	-
3	N.A.	-	-	-
4	N.A.	-	-	-
5	N.A.	-	-	-
TOTAL		-	-	-

For Shashank Traders Limited



Karan Bhatia
Chief Financial Officer

