





Statement showing Shareholding Pattern									
Name of the Company : Scrip Code : -----		Shashank Traders Limited		Quarter Ended : 30.09.2013					
Category code	Category of Shareholder	Number of Shareholders	Total number of shares	Number of shares held in dematerialized form	Total shareholding as a percentage of total number of shares		Shares Pledged or otherwise encumbered		
					As a percentage of (A+B)	As a percentage of (A+B+C)	Number of shares	As a percentage	
(A)	Shareholding of Promoter and Promoter Group ²								
1	Indian								
(a)	Individuals/ Hindu Undivided Family	-	-	-	-	-	-	-	-
(b)	Central Government/ State Government(s)	-	-	-	-	-	-	-	-
(c)	Bodies Corporate	1	756000	-	75.75	75.75	-	-	-
(d)	Financial Institutions/ Banks	-	-	-	-	-	-	-	-
(e)	Any Others (Specify)	-	-	-	-	-	-	-	-
	Sub-Total (A)(1)	1	756000	-	75.75	75.75	-	-	-
2	Foreign								
(a)	Individuals (Non-Residents Individuals/ Foreign Individuals)	-	-	-	-	-	-	-	-
(b)	Bodies Corporate	-	-	-	-	-	-	-	-
(c)	Institutions	-	-	-	-	-	-	-	-
(d)	Any Others (Specify)	-	-	-	-	-	-	-	-
	Sub-Total (A)(2)	-	-	-	-	-	-	-	-
	Total Shareholding of Promoter and Promoter Group (A)= (A)(1)+(A)(2)	1	756000	-	75.75	75.75	-	-	-
(B)	Public shareholding								
1	Institutions								
(a)	Mutual Funds/ UTI	-	-	-	-	-	-	-	-
(b)	Financial Institutions/ Banks	-	-	-	-	-	-	-	-
(c)	Central Government/ State Government(s)	-	-	-	-	-	-	-	-
(d)	Venture Capital Funds	-	-	-	-	-	-	-	-
(e)	Insurance Companies	-	-	-	-	-	-	-	-
(f)	Foreign Institutional Investors	-	-	-	-	-	-	-	-
(g)	Foreign Venture Capital Investors	-	-	-	-	-	-	-	-
(h)	Any Other (specify)	-	-	-	-	-	-	-	-
	Sub-Total (B)(1)	-	-	-	-	-	-	-	-
B 2	Non-institutions								
(a)	Bodies Corporate	-	-	-	-	-	-	-	-
(b)	Individuals	272	242000	-	24.25	24.25	-	-	-
I	Individuals - i. Individual shareholders holding nominal share capital up to Rs 1 lakh	-	-	-	-	-	-	-	-
II	Individual shareholders holding nominal share capital in excess of Rs. 1 lakh	-	-	-	-	-	-	-	-
(c)	Any Other (specify)	-	-	-	-	-	-	-	-
	Sub-Total (B)(2)	272	242000	-	24.25	24.25	-	-	-
(B)	Total Public Shareholding (B)= (B)(1)+(B)(2)	272	242000	-	24.25	24.25	-	-	-
	TOTAL (A)+(B)	273	998000	-	100.00	100.00	-	-	-
(C)	Shares held by Custodians and against which Depository Receipts have been issued	-	-	-	-	-	-	-	-
	GRAND TOTAL (A)+(B)+(C)	273	998000	-	100	100	-	-	-


Shashank Traders Limited		30.09.2013					
Quarter Ended :							
Statement showing Shareholding of persons belonging to the category "Promoter and Promoter Group"							
Sr. No.	Name of the shareholder	Total shares held		Shares pledged or otherwise encumbered		As a % of grand total (A)+(B)+(C) of sub-clause (I)(a)	
		Number of shares	As a % of grand total (A) +(B) +(C)	Number	As a percentage		
1	K. K. Modi Investment and Financial Services Pvt. Ltd.	756000	75.75	-	-	-	-
	TOTAL		75.75				



Shashank Traders Limited		30.09.2013	
Quarter Ended :			
(D)(c) Statement showing Shareholding of persons belonging to the category "Public" and holding more than 1% of the total number of shares			
Sr. No.	Name of the shareholder	Number of shares	Shares as a percentage of total number of shares {i.e., Grand Total (A)+(B)+(C) indicated in Statement at para (D)(a) above}
1	-	-	-
2	-	-	-
3	-	-	-
TOTAL		-	-



Shashank Traders Limited		30.09.2013	
Quarter Ended :			
(D)(d)	Statement showing details of locked-in shares		
Sr. No.	Name of the shareholder	Number of locked-in shares	Locked-in shares as a percentage of total number of shares {i.e., Grand Total (A)+(B)+(C) indicated in Statement at para (D)(a) above}
1	-	-	-
2	-	-	-
3	-	-	-
4	-	-	-
5	-	-	-
TOTAL			



Shashank Traders Limited				
Quarter Ended :		30.09.2013		
(II)(a) Statement showing details of Depository Receipts (DRs)				
Sr. No.	Type of outstanding DR (ADRs, GDRs, SDRs, etc.)	Number of outstanding DRs	Number of shares underlying outstanding DRs	Shares underlying outstanding DRs as a percentage of total number of shares {i.e., Grand Total (A)+(B)+(C) indicated in Statement at para (I)(a) above}
1	-	-	-	-
2	-	-	-	-
3	-	-	-	-
4	-	-	-	-
5	-	-	-	-
TOTAL				



Shashank Traders Limited				
Quarter Ended :		30.09.2013		
(II)(b) Statement showing Holding of Depository Receipts (DRs), where underlying shares are in excess of 1% of the total number of shares				
Sr. No.	Name of the DR Holder	Type of outstanding DR (ADRs, GDRs, SDRs, etc.)	Number of shares underlying outstanding DRs	Shares underlying outstanding DRs as a percentage of total number of shares {i.e., Grand Total (A)+(B)+(C) indicated in Statement at para (D)(a) above}
1	-	-	-	-
2	-	-	-	-
3	-	-	-	-
4	-	-	-	-
5	-	-	-	-
TOTAL				

