



Statement Showing Shareholding Pattern


Name of the Company :		Shashank Traders Limited			Quarter Ended : 30.09.2014			
Scrip Code : -----								
Category code	Category of Shareholder	Number of Shareholders	Total number of shares	Number of shares held in dematerialized form	Total shareholding as a percentage of total number of shares		Shares Pledged or otherwise encumbered	
					As a percentage of (A+B) ¹	As a percentage of (A+B+C)	Number of shares	As a percentage
(A)	Shareholding of Promoter and Promoter Group²							
1	Indian							
(a)	Individuals/ Hindu Undivided Family	-	-	-	-	-	-	-
(b)	Central Government/ State Government(s)	-	-	-	-	-	-	-
(c)	Bodies Corporate	1	746000	-	74.75	74.75	-	-
(d)	Financial Institutions/ Banks	-	-	-	-	-	-	-
(e)	Any Other (Specify)	-	-	-	-	-	-	-
	Sub-Total (A)(1)	1	746000	-	74.75	74.75	-	-
2	Foreign							
(a)	Individuals (Non-Residents Individuals/ Foreign Individuals)	-	-	-	-	-	-	-
(b)	Bodies Corporate	-	-	-	-	-	-	-
(c)	Institutions	-	-	-	-	-	-	-
(d)	Any Other (Specify)	-	-	-	-	-	-	-
	Sub-Total (A)(2)	-	-	-	-	-	-	-
	Total Shareholding of Promoter and Promoter Group (A)= (A)(1)+(A)(2)	1	746000	-	74.75	74.75	-	-
(B)	Public shareholding							
1	Institutions							
(a)	Mutual Funds/ UTI	-	-	-	-	-	-	-
(b)	Financial Institutions/ Banks	-	-	-	-	-	-	-
(c)	Central Government/ State Government(s)	-	-	-	-	-	-	-
(d)	Venture Capital Funds	-	-	-	-	-	-	-
(e)	Insurance Companies	-	-	-	-	-	-	-
(f)	Foreign Institutional Investors	-	-	-	-	-	-	-
(g)	Foreign Venture Capital Investors	-	-	-	-	-	-	-
(h)	Any Other (specify)	-	-	-	-	-	-	-
	Sub-Total (B)(1)	-	-	-	-	-	-	-
B 2	Non-institutions							
(a)	Bodies Corporate	1	10000	-	1.00	1.00	-	-
(b)	Individuals							
I	i. Individual shareholders holding nominal share capital up to Rs 1 lakh	272	242000	-	24.25	24.25	-	-
II	ii. Individual shareholders holding nominal share capital in excess of Rs. 1 lakh.	-	-	-	-	-	-	-
(c)	Any Other (specify)	-	-	-	-	-	-	-
	Sub-Total (B)(2)	273	252000	-	25.25	25.25	-	-
(B)	Total Public Shareholding (B)= (B)(1)+(B)(2)	273	252000	-	25.25	25.25	-	-
	TOTAL (A)+(B)	274	998000	-	100.00	100.00	-	-
(C)	Shares held by Custodians and against which Depository Receipts have been issued	-	-	-	-	-	-	-
	GRAND TOTAL (A)+(B)+(C)	274	9,98,000	-	100	100	-	-



Shashank Traders Limited						
Quarter Ended :		30.09.2014				
(I)(b) Statement showing Shareholding of persons belonging to the category "Promoter and Promoter Group"						
Sr. No.	Name of the shareholder	Total shares held		Shares pledged or otherwise encumbered		
		Number of shares	As a % of grand total (A)+(B)+(C)	Number	As a percentage	As a % of grand total (A)+(B)+(C) of sub-clause (I)(a)
1	K. K. Modi Investment and Financial Services Pvt. Ltd.	746000	74.75	-	-	-
				-	-	-
				-	-	-
TOTAL		746000	74.75	-	-	-




Shashank Traders Limited			
Quarter Ended :		30.09.2014	
(I)(c) Statement showing Shareholding of persons belonging to the category			
“Public” and holding more than 1% of the total number of shares			
Sr. No.	Name of the shareholder	Number of shares	Shares as a percentage of total number of shares {i.e., Grand Total (A)+(B)+(C) indicated in Statement at para (I)(a) above}
1	-	-	-
2	-	-	-
3	-	-	-
TOTAL		-	-




Shashank Traders Limited			
Quarter Ended :		30.09.2014	
(I)(d) Statement showing details of locked-in shares			
Sr. No.	Name of the shareholder	Number of locked in shares	Locked-in shares as a percentage of total number of shares {i.e., Grand Total (A)+(B)+(C) indicated in Statement at para (I)(a) above}
1	-	-	-
2	-	-	-
3	-	-	-
4	-	-	-
5	-	-	-
TOTAL			



Sashank Traders Limited				
Quarter Ended :		30.09.2014		
(II)(a) Statement showing details of Depository Receipts (DRs)				
Sr. No.	Type of outstanding DR (ADRs, GDRs, SDRs, etc.)	Number of outstanding DRs	Number of shares underlying outstanding DRs	Shares underlying outstanding DRs as a percentage of total number of shares (i.e., Grand Total (A)+(B)+(C) indicated in Statement at para (I)(a) above}
1	-	-	-	-
2	-	-	-	-
3	-	-	-	-
4	-	-	-	-
5	-	-	-	-
TOTAL				



Sheshank Traders Limited				
Quarter Ended :		30.09.2014		
(II)(b) Statement showing Holding of Depository Receipts (DRs), where underlying shares are in excess of 1% of the total number of shares				
Sr. No.	Name of the DR Holder	Type of outstanding DR (ADRs, GDRs, SDRs, etc.)	Number of shares underlying outstanding DRs	Shares underlying outstanding DRs as a percentage of total number of shares {i.e., Grand Total (A)+(B)+(C) indicated in Statement at para (I)(a) above}
1	-	-	-	-
2	-	-	-	-
3	-	-	-	-
4	-	-	-	-
5	-	-	-	-
TOTAL				



Shashank Traders Limited			
Quarter Ended :		30.09.2014	
Statement showing persons holding more than 1% of the total number of shares			
Sr. No.	Name of the shareholder	Number of shares	Shares as a percentage of total number of shares {i.e., Grand Total (A)+(B)+(C) indicated in Statement at para (I)(a) above}
1	K. K. Modi Investment and Financial Services Pvt. Ltd.	746000	74.75
TOTAL		746000	74.75

