

**Statement Showing Shareholding Pattern**




Name of the Company : <b>Shashank Traders Limited</b>		Quarter Ended : <b>31/12/2013</b>		Scrip Code : -----			
Category code	Category of Shareholder	Number of Shareholders	Total number of shares	Number of shares held in dematerialized form	Total shareholding as a percentage of total number of shares		Shares Pledged or otherwise encumbered
					As a percentage of (A+B) <sup>1</sup>	As a percentage of (A+B+C)	
(A)	Shareholding of Promoter and Promoter Group <sup>2</sup>						
1	Indian						
(a)	Individuals/Hindu Undivided Family	-	-	-	-	-	-
(b)	Central Government/ State Government(s)	-	-	-	-	-	-
(c)	Bodies Corporate	1	746000	-	74.75	74.75	-
(d)	Financial Institutions/ Banks	-	-	-	-	-	-
(e)	Any Others(Specify)	-	-	-	-	-	-
	<b>Sub Total(A)(1)</b>	<b>1</b>	<b>746000</b>	<b>-</b>	<b>74.75</b>	<b>74.75</b>	<b>-</b>
2	Foreign						
(a)	Individuals (Non-Residents Individuals/ Foreign Individuals)	-	-	-	-	-	-
(b)	Bodies Corporate	-	-	-	-	-	-
(c)	Institutions	-	-	-	-	-	-
(d)	Any Others(Specify)	-	-	-	-	-	-
	<b>Sub Total(A)(2)</b>	<b>-</b>	<b>-</b>	<b>-</b>	<b>-</b>	<b>-</b>	<b>-</b>
	<b>Total Shareholding of Promoter and Promoter Group (A)= (A)(1)+(A)(2)</b>	<b>1</b>	<b>746000</b>	<b>-</b>	<b>74.75</b>	<b>74.75</b>	<b>-</b>
(B)	Public shareholding						
1	Institutions						
(a)	Mutual Funds/UTI	-	-	-	-	-	-
(b)	Financial Institutions/ Banks	-	-	-	-	-	-
(c)	Central Government/ State Government(s)	-	-	-	-	-	-
(d)	Venture Capital Funds	-	-	-	-	-	-
(e)	Insurance Companies	-	-	-	-	-	-
(f)	Foreign Institutional Investors	-	-	-	-	-	-
(g)	Foreign Venture Capital Investors	-	-	-	-	-	-
(h)	Any Other (specify)	-	-	-	-	-	-
	<b>Sub-Total (B)(1)</b>	<b>-</b>	<b>-</b>	<b>-</b>	<b>-</b>	<b>-</b>	<b>-</b>
B 2	Non-institutions						
(a)	Bodies Corporate	1	10000	-	1.00	1.00	-
(b)	Individuals	272	242000	-	24.25	24.25	-
i	Individuals - i. Individual shareholders holding nominal share capital up to Rs 1 lakh	-	-	-	-	-	-
ii	Individual shareholders holding nominal share capital in excess of Rs. 1 lakh.	-	-	-	-	-	-
(c)	Any Other (specify)	-	-	-	-	-	-
	<b>Sub-Total (B)(2)</b>	<b>273</b>	<b>252000</b>	<b>-</b>	<b>25.25</b>	<b>25.25</b>	<b>-</b>
(B)	<b>Total Public Shareholding (B)= (B)(1)+(B)(2)</b>	<b>273</b>	<b>252000</b>	<b>-</b>	<b>25.25</b>	<b>25.25</b>	<b>-</b>
	<b>TOTAL (A)+(B)</b>	<b>274</b>	<b>998000</b>	<b>-</b>	<b>100.00</b>	<b>100.00</b>	<b>-</b>
(C)	Shares held by Custodians and against which Depository Receipts have been issued	-	-	-	-	-	-
	<b>GRAND TOTAL (A)+(B)+(C)</b>	<b>274</b>	<b>998,000</b>	<b>-</b>	<b>100</b>	<b>100</b>	<b>-</b>


Shashank Traders Limited						
Quarter Ended :		31/12/2013				
<u>Statement showing Shareholding of persons belonging to the category "Promoter and Promoter Group"</u>						
(D)(b)						
Sr. No.	Name of the shareholder	Total shares held		Shares pledged or otherwise encumbered		
		Number of shares	As a % of grand total (A) +(B) +( C )	Number	As a percentage	As a % of grand total (A)+(B)+(C) of sub-clause (I)(a)
1	K. K. Modi Investment and Financial Services Pvt. Ltd.	746000	74.75	-	-	-
				-	-	-
				-	-	-
	<b>TOTAL</b>	<b>746000</b>	<b>74.75</b>	<b>-</b>	<b>-</b>	<b>-</b>




Shashank Traders Limited			
Quarter Ended :	31/12/2013		
<u>(D)(c) Statement showing Shareholding of persons belonging to the category "Public" and holding more than 1% of the total number of shares</u>			
Sr. No.	Name of the shareholder	Number of shares	Shares as a percentage of total number of shares {i.e., Grand Total (A)+(B)+(C) indicated in Statement at para (D)(a) above}
1	-	-	-
2	-	-	-
3	-	-	-
TOTAL		-	-




Shashank Traders Limited			
Quarter Ended :	31/12/2013		
(D)(d)	Statement showing details of locked-in shares		
Sr. No.	Name of the shareholder	Number of locked-in shares	Locked-in shares as a percentage of total number of shares {i.e., Grand Total (A)+(B)+(C) indicated in Statement at para (D)(a) above}
1	-	-	-
2	-	-	-
3	-	-	-
4	-	-	-
5	-	-	-
<b>TOTAL</b>			



Shashank Traders Limited				
Quarter Ended :		31/12/2013		
<u>Statement showing details of Depository Receipts (DRs)</u>				
(ID)(a)				
Sr. No.	Type of outstanding DR (ADRs, GDRs, SDRs, etc.)	Number of outstanding DRs	Number of shares underlying outstanding DRs	Shares underlying outstanding DRs as a percentage of total number of shares {i.e., Grand Total (A)+(B)+(C) indicated in Statement at para (I)(a) above}
1	-	-	-	-
2	-	-	-	-
3	-	-	-	-
4	-	-	-	-
5	-	-	-	-
<b>TOTAL</b>				



Shashank Traders Limited				
Quarter Ended :		31/12/2013		
<b>(1D)(b) Statement showing Holding of Depository Receipts (DRs), where underlying shares are in excess of 1% of the total number of shares</b>				
Sr. No.	Name of the DR Holder	Type of outstanding DR (ADRs, GDRs, SDRs, etc.)	Number of shares underlying outstanding DRs	Shares underlying outstanding DRs as a percentage of total number of shares {i.e., Grand Total (A)+(B)+(C) indicated in Statement at para (1D)(a) above}
1	-	-	-	-
2	-	-	-	-
3	-	-	-	-
4	-	-	-	-
5	-	-	-	-
<b>TOTAL</b>				



<b>Shashank Traders Limited</b>				
	<b>Quarter Ended :</b>		<b>31/12/2013</b>	
	<b>Statement showing persons holding more than 1% of the total number of shares</b>			
<b>Sr. No.</b>	<b>Name of the shareholder</b>	<b>Number of shares</b>	<b>Shares as a percentage of total number of shares {i.e., Grand Total (A)+(B)+(C) indicated in Statement at para (D)(a) above}</b>	
1	K. K. Modi Investment and Financial Services Pvt. Ltd.	746000	74.75	
<b>TOTAL</b>		<b>746000</b>	<b>74.75</b>	

